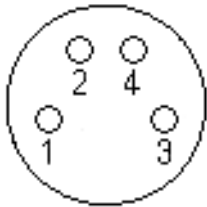
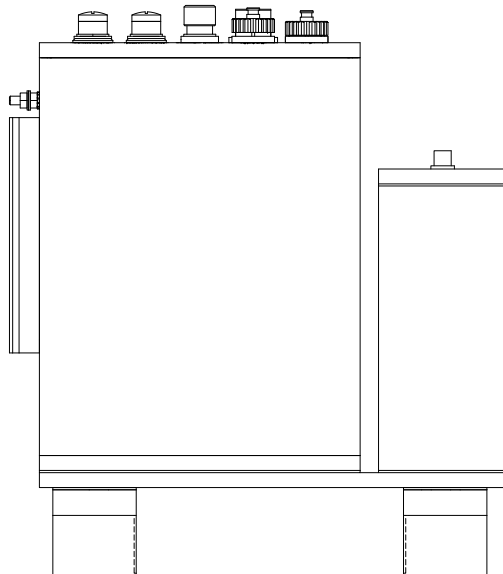


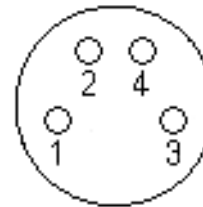
Anschluss-Belegung externes Licht „CBC XL“



Pin	Farbe	Funktion
1	braun	nicht belegt
2	weiss	nicht belegt
3	blau	GND
4	schwarz	+24V DC \pm 10%



Electrical Connection external Light „CBC XL“



Pin	color	function
1	brown	not connected
2	white	not connected
3	blue	GND
4	black	+24V DC \pm 10%

